



Tailgate/Toolbox Safety Training

Safety Services Company-Safety Meeting Division, PO Box 6408 Yuma, AZ 85366-6408 Toll Free (866) 204-4786



Company Name: _____ Job Site Location: _____


Date: _____ Start Time: _____ Finish Time: _____ Foreman/Supervisor: _____

Topic 25: Back Injury Prevention

Introduction: Proper lifting techniques are crucial to preventing back injuries in the workplace. Reports indicate that every year thousands of employees needlessly injure themselves due to improper back injury prevention. Back injury is one of the most common injuries on the job-site. Ironically, back injuries are also one of the most preventable types of workplace injury! Proper lifting techniques such as lifting with the legs and not the back will ensure these nagging injuries never occur.



Some Steps to Prevent Back Problems:

- **Stretching your legs and back** is imperative prior to lifting any objects.
- **If you are sitting** for extended periods, get up and stretch periodically.
- **If your back** is sore, ice the sore area; applying heat to a recent injury increases swelling.
- **Practice proper posture;** poor posture weakens the back.
- **Exercise** your abdominal muscles; a strong stomach reduces the chance of back injury.
- **If working in** a stationary, standing position for lengthy periods, use floor pads, rugs, or carpet to help prevent back fatigue.
- **If working at** a desk or bench for extended periods, ensure that the chair and desk, or bench, are adjusted for your height.
- **Walking for extended** periods can help to keep back muscles loose and posture straight.
- **A regular exercise routine** will help your back stay strong and injury free.



Proper Lifting Techniques are Necessary to Prevent Back Injuries:

- **Have a supervisor** or a competent worker demonstrate the proper method of bending and lifting.
- **Size up the load** before you lift. Test by lifting one of the corners or pushing. If it is heavy or feels too clumsy, get help from another worker. When in doubt, do not lift alone!
- **Make sure your grip** is secure and your lifting motion is unobstructed.
- **Bend your knees,** keeping your back as straight as possible when raising or lowering the object
- **Lift smoothly and straight up.** Let your legs do the work, not your back! Keep your feet at shoulder width close to the object, and center your body over the object when lifting **ALL** objects.
- **Do not twist your body** when lifting an object. Turn your whole body by changing foot position.
- **Do not lift** heavy objects above or away from your body.
- **Stop lifting immediately** if sharp pains develop during, before, or after the lift.
- **Use back supports** or braces whenever doing repetitive heavy lifts. Always inspect your belts for defects and proper fit. Remember that a back brace does not make you stronger.
- **Do not use co-workers'** back supports or braces. They are fitted to that worker for their safety.
- **Do not exceed** your lifting capabilities. If you can tell you are having problems lifting an object, ask for assistance or use a lifting device.
- **Always push** a load on a cart or dolly, do not pull it.
- **Split the load** into several smaller ones when you can. If it is a long or awkward load, get some help.
- **Use mechanical** lifting devices whenever possible.



Conclusion: Although back problems are one of the most common types of pain and disability, most back injuries are completely preventable by using proper lifting techniques and maintaining good physical condition. A well-toned body can take unexpected stress or strain better than one suffering from lack of exercise. Report any injuries to the supervisor immediately.

Work Site Review

Work-Site Hazards and Safety Suggestions: _____

Personnel Safety Violations: _____

Material Safety Data Sheets Reviewed: _____ (Name of Chemical)

Employee Signatures:

(My signature attests and verifies my understanding of and agreement to comply with, all company safety policies and regulations, and that I have not suffered, experienced, or sustained any recent job-related injury or illness.)

_____	_____	_____
_____	_____	_____
_____	_____	_____
_____	_____	_____
_____	_____	_____
_____	_____	_____

Foreman/Supervisor's Signature: _____

These guidelines do not supercede local, state, or federal regulations and must not be construed as a substitute for, or legal interpretation of, any OSHA regulations.