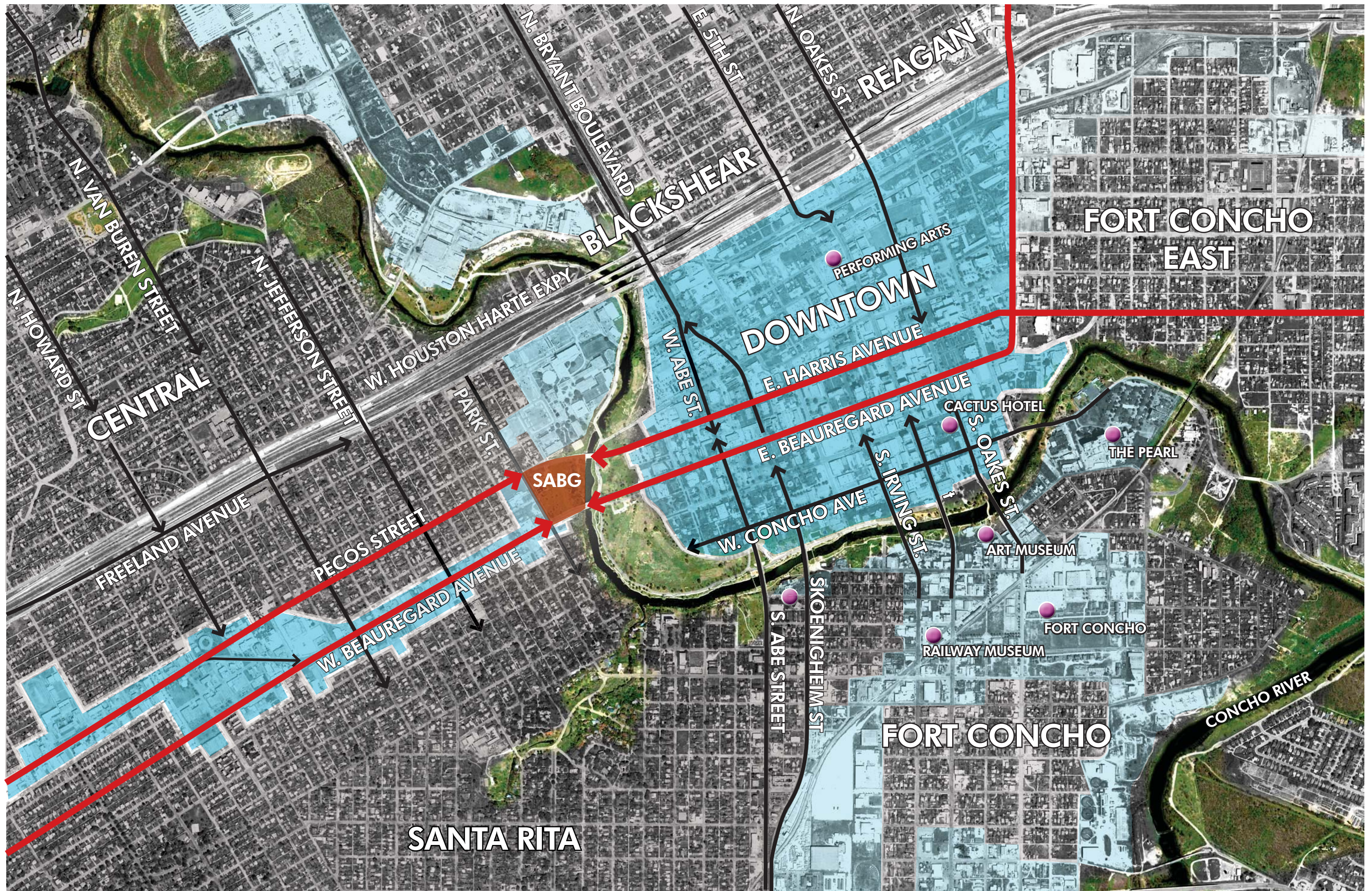




SAN ANGELO BOTANICAL GARDENS

THE WESTERN GARDEN GATEWAY

MASTERPLAN CONCEPT STUDIES
SAN ANGELO BOTANICAL GARDENS



THE **GARDEN GATEWAY** OF **SAN ANGELO**
SAN ANGELO BOTANICAL GARDENS

MAY 22, 2017
PROJ#: 17016

MESA



A PAVILION & WPA WALLS



B EXISTING LILY PONDS



C TERRACE GARDEN BEDS



D LOWLAND GATHERING LAWN



E STONE DRAINAGE SLUICE



F CYPRESS GROVE



G SABLE PALMS & DRAINAGE SLUICE



H STONE PEDESTRIAN BRIDGE



I DETENTION POND GABION DIVIDER



J STORMWATER DETENTION POND



K ROSE GARDEN



L STONE STEPS TO UPPER BLUFF



SITE EXTENTS - 11.5 Acres



ELEMENTS TO BE PRESERVED

EXISTING SITE CONDITIONS

SAN ANGELO BOTANICAL GARDENS





CONCEPT INSPIRATIONS

SAN ANGELO BOTANICAL GARDENS

MAY 22, 2017
PROJ#: 17016


MESA



PURPOSEFUL
AUTHENTIC
SERENE
DRAMATIC
TRANQUIL

MATERIALS

Capitalizing on **PURPOSEFUL** & **AUTHENTIC** materials, the hardscape serves as a tapestry for the **SERENE** landscape and allows the gardens to envelope visitors in **DRAMATIC** yet **TRANQUIL** spaces which resonate with the spirit of San Angelo and its historic character.



INSPIRATION

BOLD
CLEAN
SIMPLE
RUSTIC
CONTEMPORARY

BRANDING

By developing a language of **BOLD & CLEAN** branding signage, the garden becomes a place where **SIMPLE** and **RUSTIC** graphic patterns contrast with the lush plantings to create a truly **CONTEMPORARY** experience of a modern garden



BRANDING
SAN ANGELO BOTANICAL GARDENS

MAY 22, 2017
PROJ#: 17016
MESA

ARCHITECTURE

Through **MODERN** & **ELEGANT** architecture, the garden becomes not only a place of contemporary gardens, but a **DISTINCT** destination enhanced by San Angelo's naturally **CHARMING** landscape and a **HARMONIOUS** union of the built & natural environments. As such, the building is intended to become part of the unique architectural tapestry emerging within the City of San Angelo.

MODERN
ELEGANT
DISTINCT
CHARMING
HARMONIOUS




MODERN



ELEGANT



DISTINCT



CHARMING



HARMONIOUS




STRUCTURES

Extending the architecture into the garden, the **MINIMAL** nature of the established style creates moments both visually **TACTILE & BOLD**. Teeming with **ABUNDANT** life and steeped in **LUXURIOUS** amenities, the Amphitheaters, Colonnades, Greenhouses, & Gateways support and provide a framework for the garden mosaic.


**MINIMAL
TACTILE
BOLD
ABUNDANT
LUXURIOUS**



MINIMAL



TACTILE



BOLD



ABUNDANT



LUXURIOUS

STRUCTURES
SAN ANGELO BOTANICAL GARDENS

MAY 22, 2017
PROJ#: 17016

MESA



BISTRO CAFE

By offering a **QUAINT & GENUINE** respite from thirst & hunger with an **ORGANIC & COMFORTABLE** atmosphere, guests are invited to extend and enhance their experience. Capitalizing on the **ROBUST** combination of plants, architecture, & materials already established, the bistro cafe becomes the tableplace for gathering friends and family in the garden

**QUAINT
GENUINE
ORGANIC
COMFORTABLE
ROBUST**



BISTRO CAFE
SAN ANGELO BOTANICAL GARDENS

GARDENS

LUSH & ROBUST gardens both contrast & complement the character of the native landscapes of the region. **BOUNTIFUL** plantings define each unique garden space to accentuate the **NATURAL** and **GRACEFUL** beauty of West Texas prairies, and capitalize upon the diverse **CAPTIVATING** garden features of historic Civic League Park.

LUSH
ROBUST
BOUNTIFUL
NATURAL
GRACEFUL
CAPTIVATING



LUSH



ROBUST



BOUNTIFUL



NATURAL



GRACEFUL



CAPTIVATING

GARDENS

SAN ANGELO BOTANICAL GARDENS



GARDENS

RUGGED yet **CONTEMPLATIVE**, the gardenscapes meander throughout the site to create a place of thoughtful contemplation for residents and visitors alike. By twisting the rustic hardscape with **SUPPLE** and **VIBRANT** plant palettes, the garden establishes the **PEACEFUL** essence of nature and self discovery. The differing conditions within the garden offer tremendous opportunity to display biomes within the region. From grassy savannahs of the higher elevations to hillside vignettes clustered among the conglomerate outcroppings down to the deeper soils of the riparian creek, the gardens showcase nature's **DIVERSE** expressions.

RUGGED
CONTEMPLATIVE
SUPPLE
VIBRANT
PEACEFUL
DIVERSE



RUGGED



CONTEMPLATIVE



SUPPLE



VIBRANT



PEACEFUL



DIVERSE

GARDENS

SAN ANGELO BOTANICAL GARDENS



GREENSPACE

CURATED greenswards provide the classic **PICTURESQUE** essence of park & garden.
By providing space for **JUBILANT** events, **ECLECTIC** installations, & **MEDITATIVE** gatherings the multi-use greenspace creates the active heart of the garden

CURATED
PICTURESQUE
JUBILANT
ECLECTIC
MEDITATIVE



CURATED



PICTURESQUE



JUBILANT



ECLECTIC



MEDITATIVE



MAJESTIC
ADVENTEROUS
INQUISITIVE
LIVELY
IMAGINATIVE


PLAY
An **ADVENTEROUS** & **MAJESTIC** playscape encourages interaction of all ages throughout the garden. By engaging with **INQUISITIVE** & **IMAGINATIVE** elements the space transforms to create a **WHIMSICAL** stage for safe and exploratory interaction with the natural environment.



ADVENTUROUS



MAJESTIC



INQUISITIVE



IMAGINATIVE



WHIMSICAL





INSPIRATION

CONNECTED
UNIQUE
CURIOUS
DISTINCT
LUMINOUS

AQUATICS

Utilizing the momentum of recent development along the Concho River running through the heart of San Angelo, the garden will become a **CONNECTED** node along an important human & ecological corridor. By creating aquatic experiences that are both **UNIQUE & CURIOUS**, a regionally **DISTINCT** meeting of water and structure becomes a **LUMINOUS** draw for man & animal.



AQUATICS
SAN ANGELO BOTANICAL GARDENS

MAY 22, 2017
PROJ#: 17016
MESA



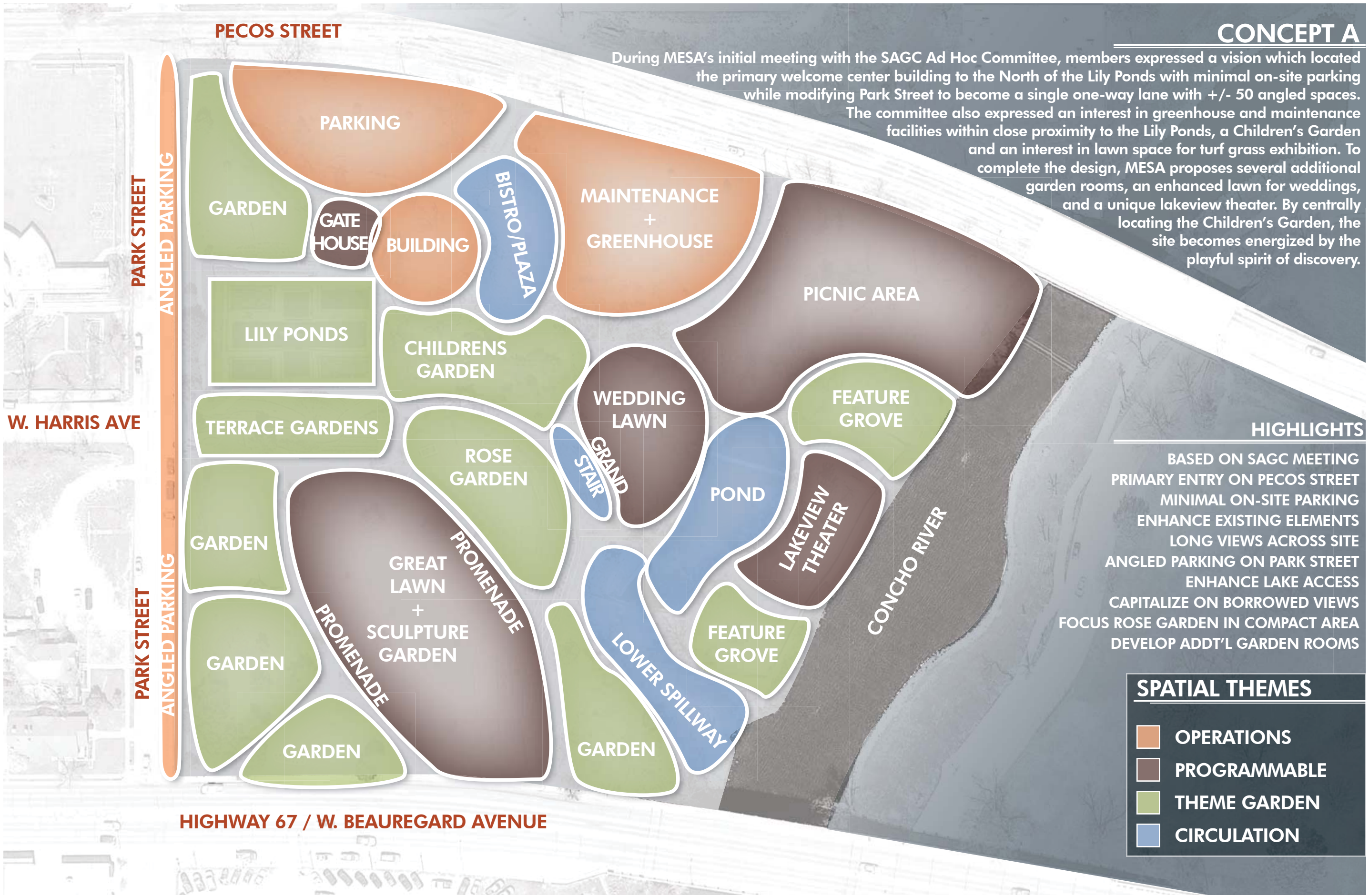
GARDEN CONCEPTS

SAN ANGELO BOTANICAL GARDENS

MAY 22, 2017
PROJ#: 17016

MESA





CONCEPT A

During MESA's initial meeting with the SAGC Ad Hoc Committee, members expressed a vision which located the primary welcome center building to the North of the Lily Ponds with minimal on-site parking while modifying Park Street to become a single one-way lane with +/- 50 angled spaces. The committee also expressed an interest in greenhouse and maintenance facilities within close proximity to the Lily Ponds, a Children's Garden and an interest in lawn space for turf grass exhibition. To complete the design, MESA proposes several additional garden rooms, an enhanced lawn for weddings, and a unique lakeview theater. By centrally locating the Children's Garden, the site becomes energized by the playful spirit of discovery.

HIGHLIGHTS

- BASED ON SAGC MEETING
- PRIMARY ENTRY ON PECOS STREET
- MINIMAL ON-SITE PARKING
- ENHANCE EXISTING ELEMENTS
- LONG VIEWS ACROSS SITE
- ANGLED PARKING ON PARK STREET
- ENHANCE LAKE ACCESS
- CAPITALIZE ON BORROWED VIEWS
- FOCUS ROSE GARDEN IN COMPACT AREA
- DEVELOP ADDT'L GARDEN ROOMS

SPATIAL THEMES

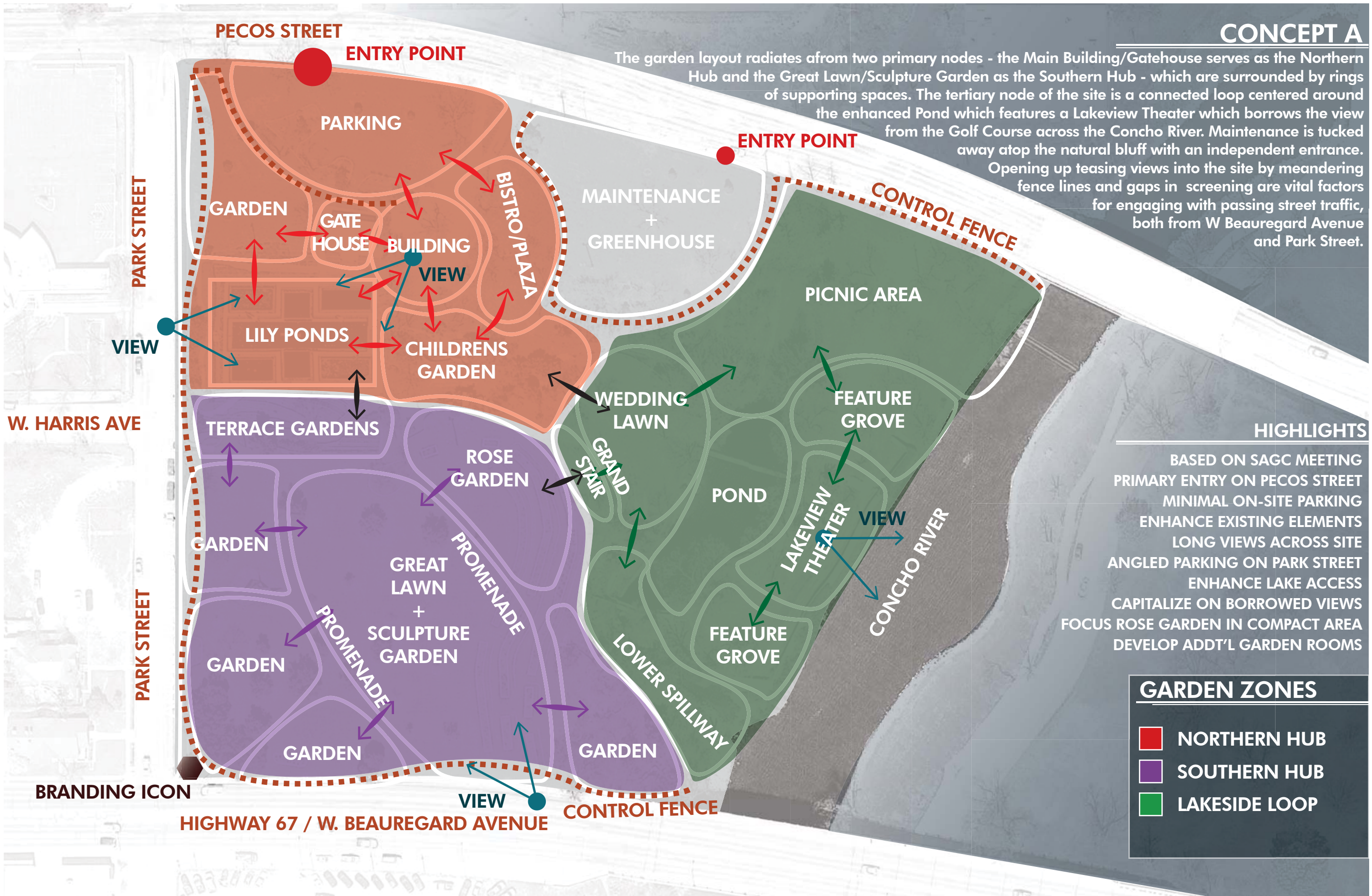
- OPERATIONS
- PROGRAMMABLE
- THEME GARDEN
- CIRCULATION

CONCEPT A

SAN ANGELO BOTANICAL GARDENS

MAY 22, 2017
PROJ#: 17016





CONCEPT A

The garden layout radiates afrom two primary nodes - the Main Building/Gatehouse serves as the Northern Hub and the Great Lawn/Sculpture Garden as the Southern Hub - which are surrounded by rings of supporting spaces. The tertiary node of the site is a connected loop centered around the enhanced Pond which features a Lakeview Theater which borrows the view from the Golf Course across the Concho River. Maintenance is tucked away atop the natural bluff with an independent entrance. Opening up teasing views into the site by meandering fence lines and gaps in screening are vital factors for engaging with passing street traffic, both from W Beauregard Avenue and Park Street.

HIGHLIGHTS

- BASED ON SAGC MEETING
- PRIMARY ENTRY ON PECOS STREET
- MINIMAL ON-SITE PARKING
- ENHANCE EXISTING ELEMENTS
- LONG VIEWS ACROSS SITE
- ANGLED PARKING ON PARK STREET
- ENHANCE LAKE ACCESS
- CAPITALIZE ON BORROWED VIEWS
- FOCUS ROSE GARDEN IN COMPACT AREA
- DEVELOP ADDT'L GARDEN ROOMS

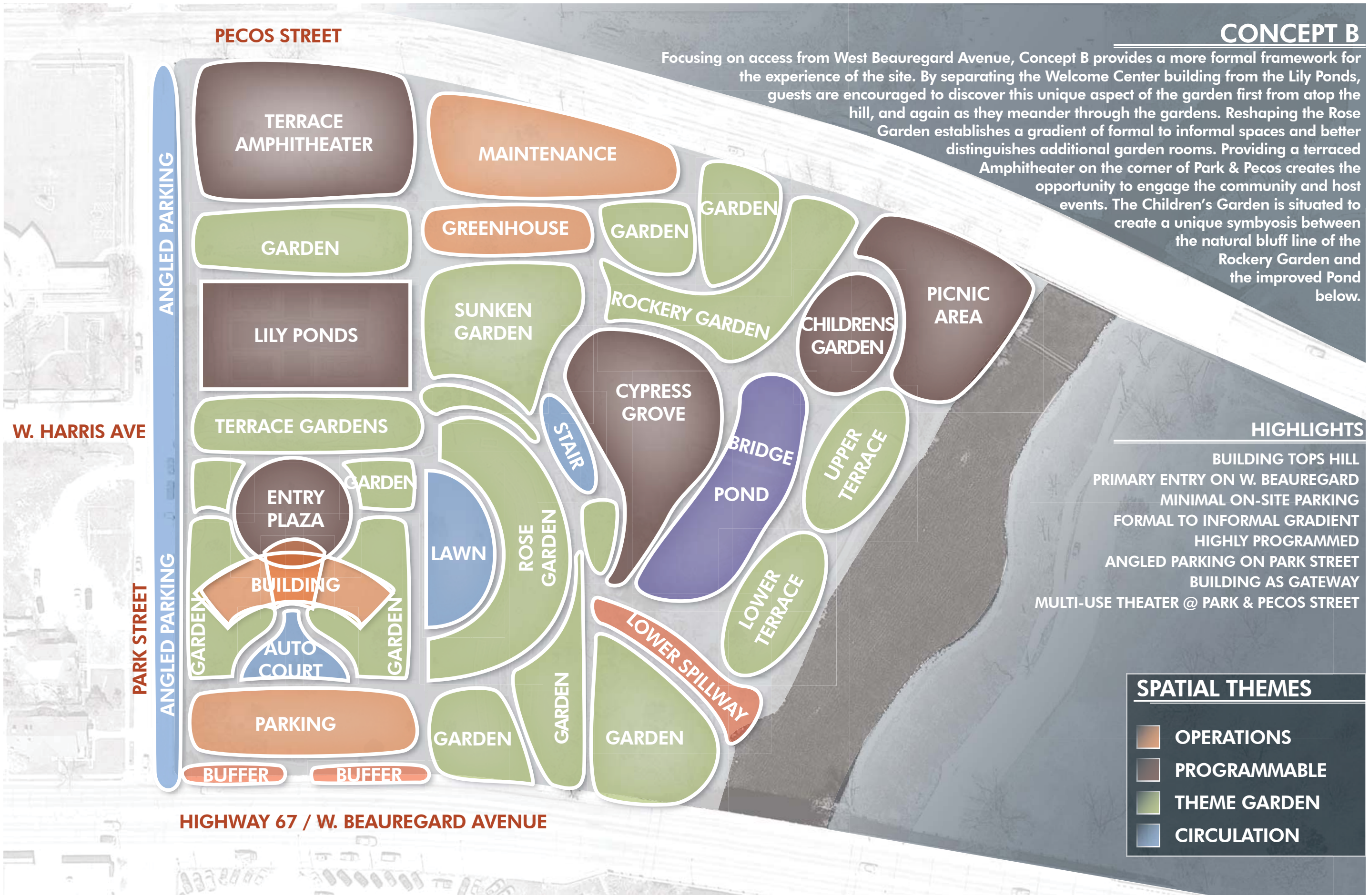
GARDEN ZONES

- NORTHERN HUB
- SOUTHERN HUB
- LAKESIDE LOOP

CONCEPT A

SAN ANGELO BOTANICAL GARDENS





CONCEPT B

Focusing on access from West Beauregard Avenue, Concept B provides a more formal framework for the experience of the site. By separating the Welcome Center building from the Lily Ponds, guests are encouraged to discover this unique aspect of the garden first from atop the hill, and again as they meander through the gardens. Reshaping the Rose Garden establishes a gradient of formal to informal spaces and better distinguishes additional garden rooms. Providing a terraced Amphitheater on the corner of Park & Pecos creates the opportunity to engage the community and host events. The Children's Garden is situated to create a unique symbiosis between the natural bluff line of the Rockery Garden and the improved Pond below.

HIGHLIGHTS

- BUILDING TOPS HILL
- PRIMARY ENTRY ON W. BEAUREGARD
- MINIMAL ON-SITE PARKING
- FORMAL TO INFORMAL GRADIENT
- HIGHLY PROGRAMMED
- ANGLED PARKING ON PARK STREET
- BUILDING AS GATEWAY
- MULTI-USE THEATER @ PARK & PECOS STREET

SPATIAL THEMES

- OPERATIONS
- PROGRAMMABLE
- THEME GARDEN
- CIRCULATION

CONCEPT B

SAN ANGELO BOTANICAL GARDENS

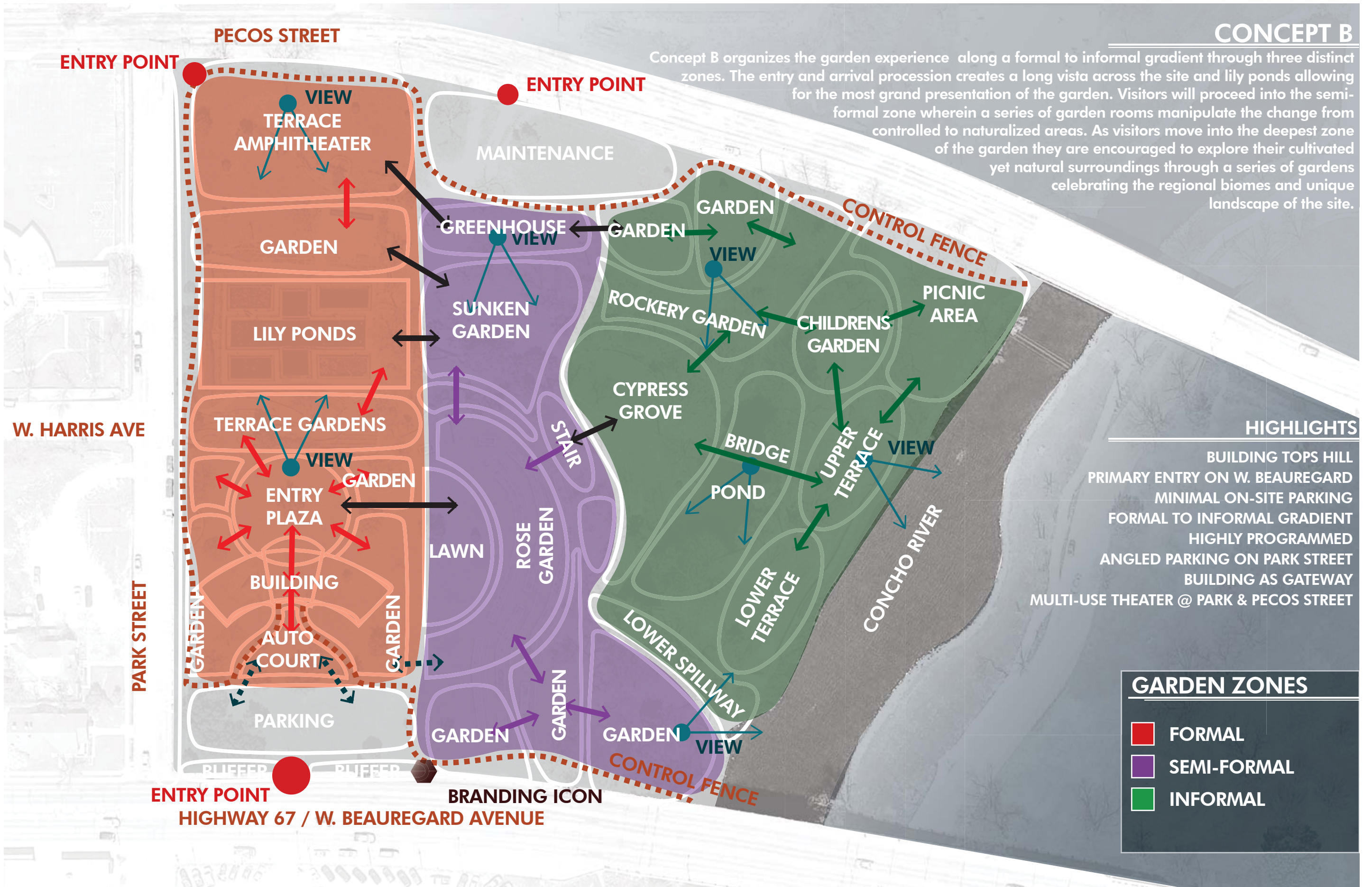
MAY 22, 2017
PROJ#: 17016

MESA

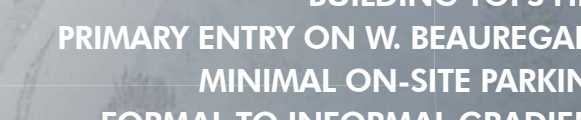


CONCEPT B

Concept B organizes the garden experience along a formal to informal gradient through three distinct zones. The entry and arrival procession creates a long vista across the site and lily ponds allowing for the most grand presentation of the garden. Visitors will proceed into the semi-formal zone wherein a series of garden rooms manipulate the change from controlled to naturalized areas. As visitors move into the deepest zone of the garden they are encouraged to explore their cultivated yet natural surroundings through a series of gardens celebrating the regional biomes and unique landscape of the site.



HIGHLIGHTS



BUILDING TOPS HILL
PRIMARY ENTRY ON W. BEAUREGARD
MINIMAL ON-SITE PARKING
FORMAL TO INFORMAL GRADIENT
HIGHLY PROGRAMMED
ANGLED PARKING ON PARK STREET
BUILDING AS GATEWAY
MULTI-USE THEATER @ PARK & PECOS STREET

GARDEN ZONES

- FORMAL
- SEMI-FORMAL
- INFORMAL

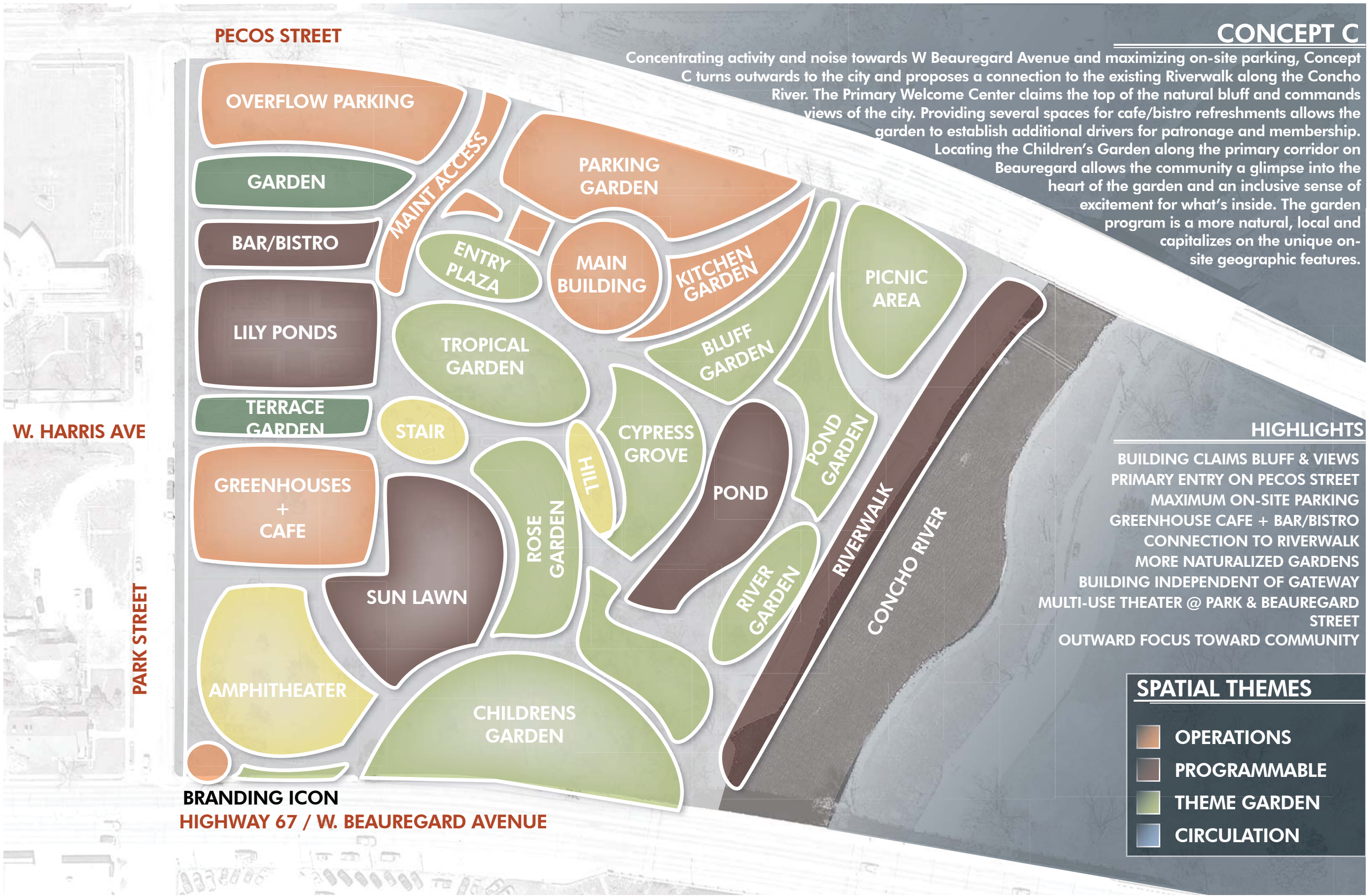
CONCEPT B

SAN ANGELO BOTANICAL GARDENS

MAY 22, 2017
PROJ#: 17016

MESA





CONCEPT C

Concentrating activity and noise towards W Beauregard Avenue and maximizing on-site parking, Concept C turns outwards to the city and proposes a connection to the existing Riverwalk along the Concho River. The Primary Welcome Center claims the top of the natural bluff and commands views of the city. Providing several spaces for cafe/bistro refreshments allows the garden to establish additional drivers for patronage and membership. Locating the Children’s Garden along the primary corridor on Beauregard allows the community a glimpse into the heart of the garden and an inclusive sense of excitement for what’s inside. The garden program is a more natural, local and capitalizes on the unique on-site geographic features.

HIGHLIGHTS

- BUILDING CLAIMS BLUFF & VIEWS
- PRIMARY ENTRY ON PECOS STREET
- MAXIMUM ON-SITE PARKING
- GREENHOUSE CAFE + BAR/BISTRO
- CONNECTION TO RIVERWALK
- MORE NATURALIZED GARDENS
- BUILDING INDEPENDENT OF GATEWAY
- MULTI-USE THEATER @ PARK & BEAUREGARD STREET
- OUTWARD FOCUS TOWARD COMMUNITY

SPATIAL THEMES

- OPERATIONS
- PROGRAMMABLE
- THEME GARDEN
- CIRCULATION

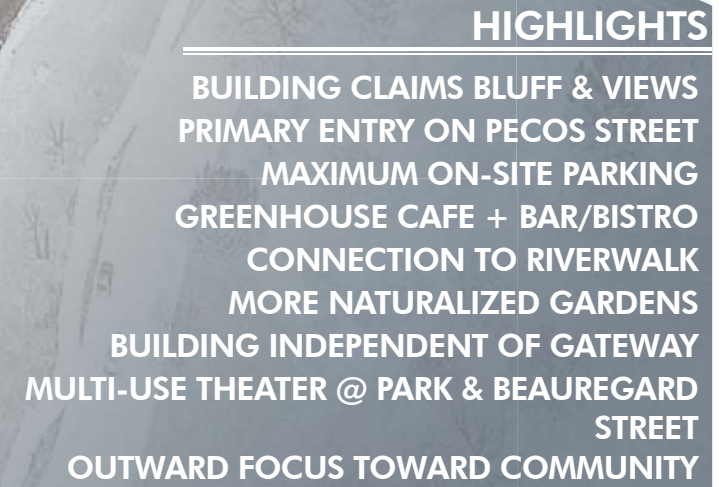
CONCEPT C

SAN ANGELO BOTANICAL GARDENS

MAY 22, 2017
PROJ#: 17016



heart of the garden becomes a buffer lawn/children's garden and the soft, er walk extension along the Concho. central hub, visitors are immediately e in all directions, decentralizing the owing for multiple unique visits with optional gatehouse would be placed fluence of the riverwalk and the low gardens to permit those utilizing the trail to stop off for a jaunt through the garden a visit to the cafe/ bistro, or some playtime at the children's garden.



HIGH ACTIVITY

MEDIUM ACTIVITY

LOW ACTIVITY

MAY 22, 2017
PROJ#: 17016



OPPORTUNITY STUDIES

SAN ANGELO BOTANICAL GARDENS

MAY 22, 2017
PROJ#: 17016

MESA



MATRIX

As a baseline for understanding **PROGRAMMING** in botanical gardens of both similar and dissimilar size, MESA examined a broad series of **COMPARABLES** and compiled the following matrix. With projects ranging from regional to international, this matrix begins to provide a basic understanding of common and uncommon elements to be found in botanical gardens and endeavors to suggest what program elements may be included in the design of the San Angelo Botanical Gardens. By creating this cross-section of elements, MESA developed a **UNIQUE OPPORTUNITY INDEX** to inform the design.

[illegible]

MOST COMMON EXPECTED ELEMENTS

Elements in **GREEN** are programs which are common enough to be considered **UBIQUITOUS** or essentially pre-requisite for a garden project of this size and scale. (i.e. Restrooms, a Welcome Center, and Parking)

AVERAGE

LEAST COMMON
SPECIALITY ELEMENTS

Elements in **BLUE** are more **RARE** or specialized and should be applied to the site as conditions allow to create a more unique user experience.

OPPORTUNITIES MATRIX

SAN ANGELO BOTANICAL GARDENS





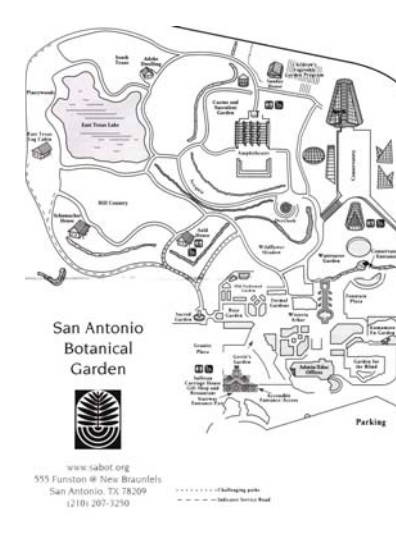
BOTANIC GARDEN WELLINGTON



TUCSON BOTANICAL GARDENS



TOLEDO BOTANICAL GARDENS



SAN ANTONIO BOT. GARDEN



QUEENS BOTANICAL GARDEN



LOS ANGELES ARB/BOT GARDENS



KEW ROYAL BOT. GARDENS



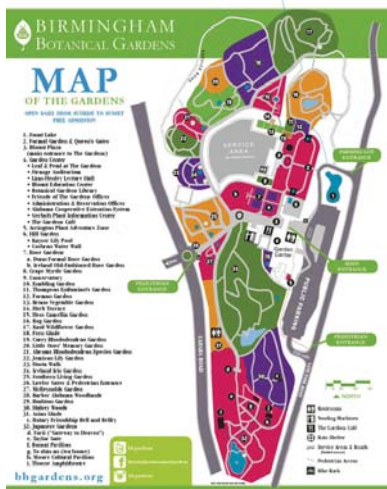
HOUSTON ARBORETUM



DENVER BOTANICAL GARDENS



CHENGDU BOTANICAL GARDENS



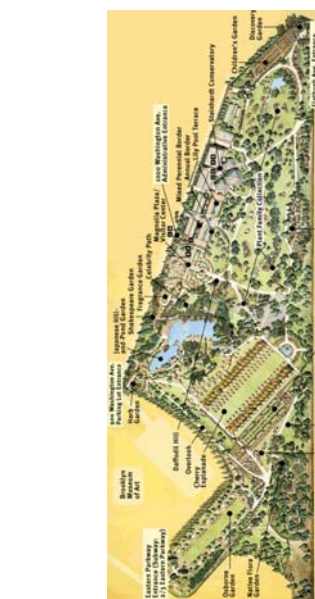
BIRMINGHAM BOT. GARDENS



ATLANTA BOTANICAL GARDENS



ADELAIDE BOT. GARDENS



BROOKLYN BOT. GARDENS



NEW YORK ZOO & BOT. GARDENS

COMPARABLES STUDY REFERENCES SAN ANGELO BOTANICAL GARDENS