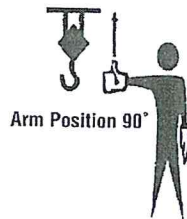




Worksite: _____ Instructor: _____ Date/Time: _____

Topic C462: Hand Signals (Crane)

Introduction: An illustration of crane hand signals are to be posted at the job. A signal person is required when the point of operation is not in full and direct view of the crane operator. The signal person must wear a hard hat for head protection. A high visibility vest (orange or yellow), that meets ANSI/ISEA standards, must be worn. Class 3 vests are the most visible to crane operators. Crane hand signal training must be provided to the signaler and the crane operator to coordinate communication.



Arm Position 90°

Boom Up




Raise Boom Slowly



Raise Load Slowly



**Raise the Boom
& Lower the Load**



Hoist Load



Arm Position 90°

Boom Down



Lower Boom Slowly




Lower Load Slowly




**Lower the Boom
& Raise the Load**



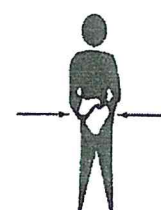
Lower Load

Single Line or Light Load
(Hold Elbow Before Signalling Direction)


Stop




Emergency Stop



Dog Everything

Multiple Line or Big Load
(Tap Head Before Signalling Direction)


Take Movements Slowly



Shorten Boom



Extend Boom



Swing

Conclusion: Post these hand signals at the job and frequently review the signals with the crane operator and signaler.

Employee Attendance: (Names or signatures of personnel who are attending this meeting)

These guidelines do not supersede local, state, or federal regulations and must not be construed as a substitute for, or legal interpretation of, any OSHA regulations.